

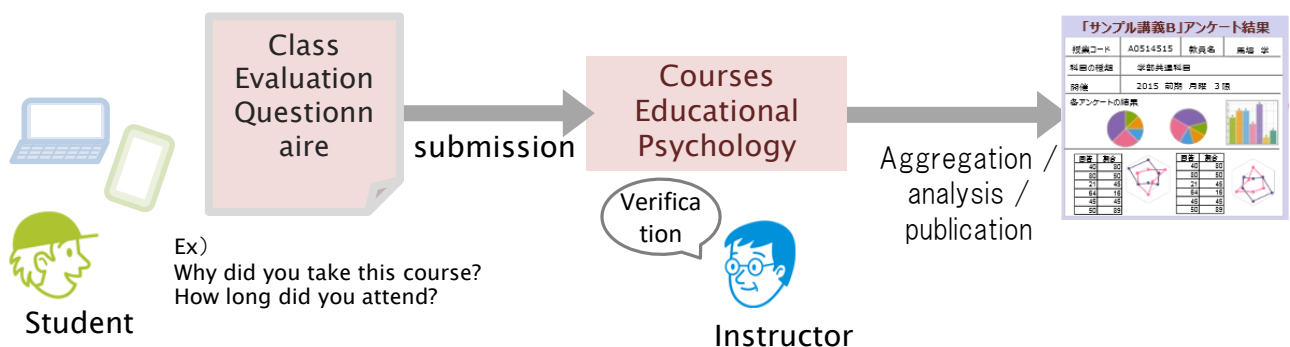
Request for class surveys on manaba

We are conducting a survey on the manaba course. Students are required to log in to the manaba course and submit the questionnaires according to the instructions of the instructor or the manual.

Class surveys for manaba courses can be submitted via PC, smartphone, or tablet.

■ Questionnaire implementation procedure

Submission, tallying, and viewing/returning of results are all done on the manaba course. "Assignments & Questionnaires" on My Page to open the list of questionnaires to be submitted.



■ Scheduled implementation period

Mon., May 12, 2025–Fri., June 6, 2025

■ Subjects to be implemented

Bachelor courses offered only in the spring quarter

■ Q&A

- Is the respondent's information passed on to the faculty?
Your personal information will not be shared with the faculty. You can rest assured. However, the results of the survey (which do not include personal information) will be made public.
Defamation of the teacher Please do not write slanderous comments about faculty members (discriminatory comments regarding appearance, gender, nationality, etc.).
- I forgot my PC or smart phone or it ran out of charge.
You can submit your work at any time during the above period, but you should complete it during class whenever possible.
Please save your work frequently to avoid connection timeouts.

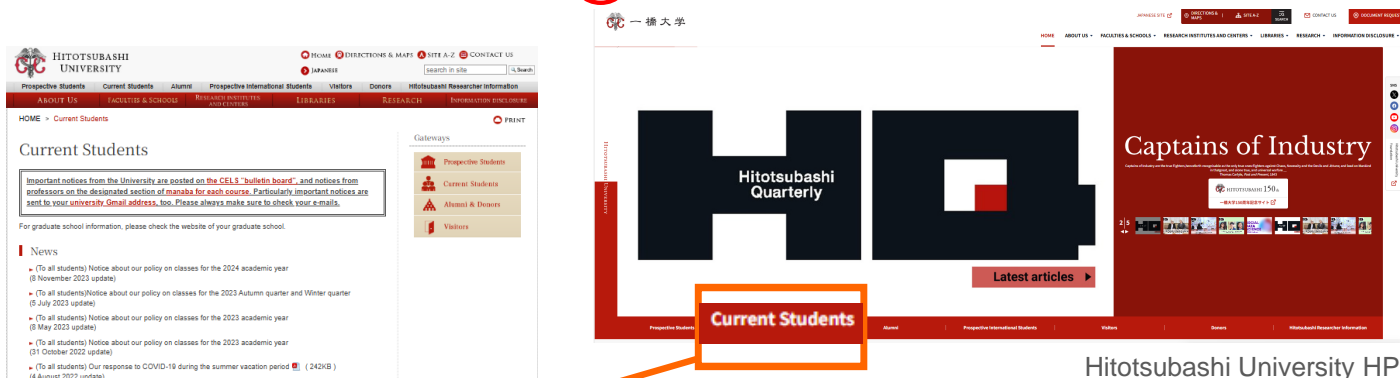
If you have any questions about the class survey, please contact the office of the Organization for International Mobility in Higher Education, Arinori Mori (1F, East Bldg. 1).

How to access manaba My Page

This course evaluation asks for the opinions of students taking each course. The purpose of this course evaluation is to improve the quality of each course. Your answers will be used only for that purpose. Please answer each question honestly. The survey will not identify students as individuals, but please do not use offensive words in expressing your opinions.

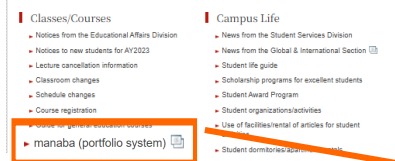
○ Please see the following information below.

①



Hitotsubashi University HP

②



Current Students Page

③



Login page for manaba

④

Enter your student ID for "User ID", and your password for "Password", then press the "LOGIN" button.



manaba My Page

How to answer a course evaluation survey

Follow the steps below to answer a course evaluation.

1. Select a course evaluation survey you need to answer from the Specific Assignments/Surveys list in My Page.
2. Select a course title and the answer form will be displayed.
3. Click Start.
4. Answer questions.



My Page

Specific Assignments / Surveys		
Title	Status	Period
授業アンケート(平成28年度後期) / Class Evaluation(2nd semester in 2016)	In Progress	2016-10-12 00:00:00 - 2016-11-01 00:00:00
International economics 1	Not submitted	2016
International politics 2	Not submitted	2016
International politics 1	Not submitted	2016
International law 3	Not submitted	2016

Specific Assignments / Surveys page

Survey Room

international economics 1 授業アンケート(平成28年度後期) / Class Evaluation(2nd semester in 2016)

Description	全学部対象の授業アンケートです。回答をお願いします。 / These are class evaluations of all departments. Please answer them.
Course Information	2016 Instructor Manabu Baba
Start	2016-10-12 00:00:00
End	2016-11-01 00:00:00
Status	In progress Not submitted yet

Start

Survey Room

Survey Room

Enter Confirm Finish

テストコース 2: [test] 授業アンケート 2016年度冬学期

Questions 15

授業での学習状況
Students' Learning in This Course

授業の学習に意欲的に取り組まれましたか?

Did you work hard in this course? (選択必須)

1. ☐ 全くそう思わない
Do not agree at all

2. ☐ そう思わない
Do not agree

3. ☐ どちらともいえない
Answers do not apply

4. ☐ そう思う
Agree

5. ☐ 強くそう思う
Strongly agree

あなたの授業への出席率ほどの程度でしたか?

Which was your rate of attendance in this course? (選択必須)

1. ☐ 2割以下
Less than 21%

2. ☐ 4割程度
About 40%

- Click Confirm after you answer all the questions.

The screenshot shows the 'Survey Room' interface. At the top, there are buttons for 'Enter', 'Confirm', and 'Finish'. Below these, the course name 'アストコース2 (best) 調査アンケート 2019年度6学期' is displayed. The main area contains a list of questions with radio button options. At the bottom, there is a 'Save and go' button and a 'Confirm' button, which is highlighted with a red box. An orange arrow points from the 'Confirm' button in this screenshot to the 'Submit' button in the next screenshot.

- Please make sure to click Submit to finalize your submission.

The screenshot shows the 'Survey Room' interface after clicking 'Confirm'. It displays a message: 'Click the "Submit" button'. Below this, it says 'The survey is not yet submitted. Click the "Submit" button below to submit.' and 'To modify your answers, please click "Back"'. At the bottom, there are 'Back' and 'Submit' buttons, with the 'Submit' button highlighted by a red box.

- **【Caution!】**
- ✓ If you want to save and leave the survey temporarily, make sure to click **Save and quit** so that the connection will not time out.
- **【Note】**
- ✓ If you have any surveys left submitted, the number of unsubmitted surveys will be displayed in My Page.

How to check course evaluation report

Follow the steps below to confirm a course evaluation report.

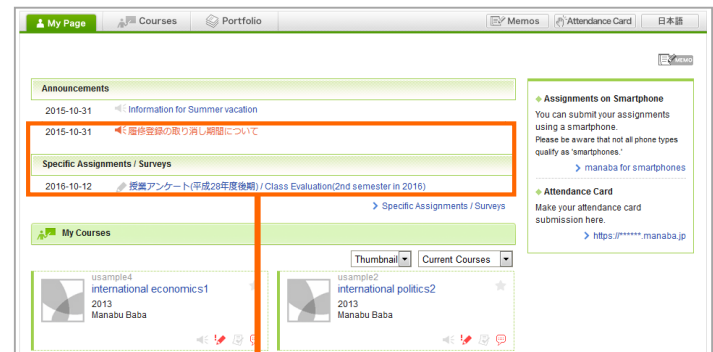
1. Select a course evaluation survey you would like to check from the Specific Assignments/Surveys list in My Page.

2. Select a course you would like to check the report.

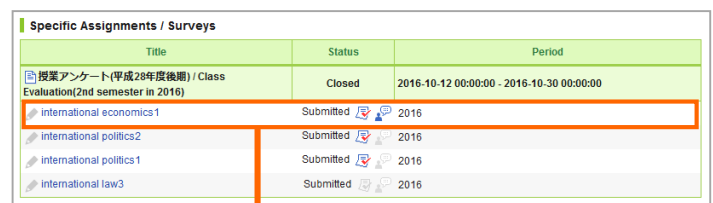
3. Download and check the course evaluation report that is available in the Results & Feedback area. Instructor's feedback may be available, as well.

【Caution!】

- ✓ Class evaluation results are available only after the manaba administrator “publish” them.
- ✓ Feedback is available only after the instructor write a comment.



My Page



Specific Assignments / Surveys



Survey Answers